

Products

Air Conditioning & HVAC

Introduction into Spring Mounts

Introduction into Spring Mounts

There are five series of *Spring Mounts* originally designed by Mason Industries and now also manufactured locally by ACTOM. The application can be fitted with spring mounts directly mounted on the floor, or on a steel base or on a concrete filled base.

SLFA, B & C type mounts are open spring mounts that provide at least 25 mm deflection at rated loads up to 950 kg.

SLM type mounts are also open spring mounts using the same springs as SLFC, built up into multi-spring assemblies of 2, 3 or more springs to give higher load carrying capacities up to 15000 kg.

The *SLH* series are high deflection spring mounts designed for 50 to 75 mm deflection at rated loads up to 7520 kg. We have standard designs, or we can make special designs, for mounts giving 100 mm deflection or more and rated up to 18000 kg.

C type mounts use the A, B and C range of springs located in a robust 2 piece cast housing that gives extra horizontal stiffness. The two halves of the housing are separated by sponge rubber inserts which prevent metal to metal contact and limit movement during start up and shut down. Maximum capacity is 3800 kg.

The *SLR* range is a special design of restrained spring mounts for use with equipment such as chillers and boilers which have different weights when empty or filled with water, and equipment exposed to strong winds on roof tops such as cooling towers.

Mason spring mounts are equipped with height adjustment bolts which are used to compress the spring, lift the equipment off the floor and permit accurate leveling. The operation is most conveniently carried out using height saving brackets, as explained and illustrated on the next page.

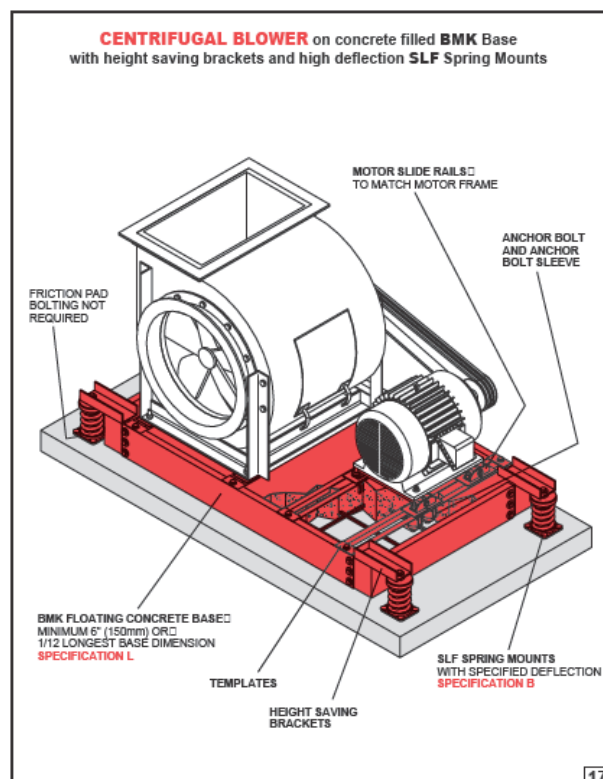


Applications

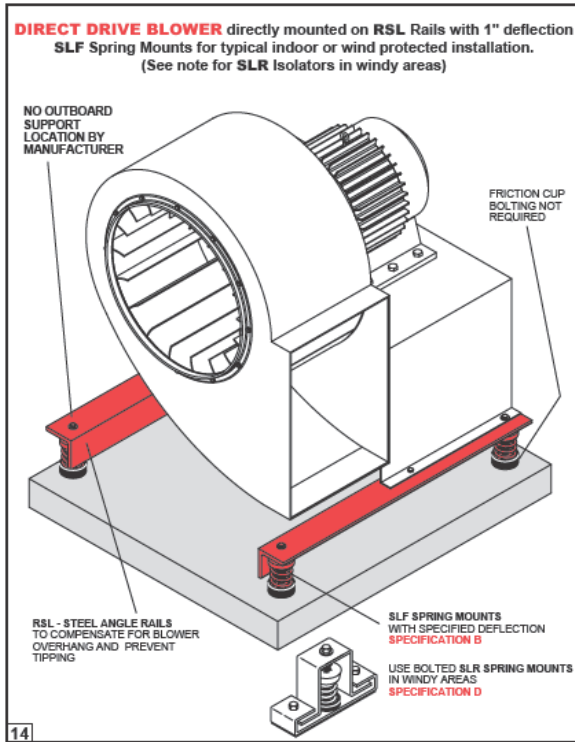
Centrifugal Fans

Spring mounts are used to isolate all types and sizes of fans or blowers.

The required spring deflection is determined by fan speed, motor power, equipment location and floor stiffness in the Engineering Section



Introduction into Spring Mounts



Centrifugal Fans / continued

Bases can be made of structural steel or concrete. Concrete greatly increases the stiffness of large bases, and prevents flexing at the corners.

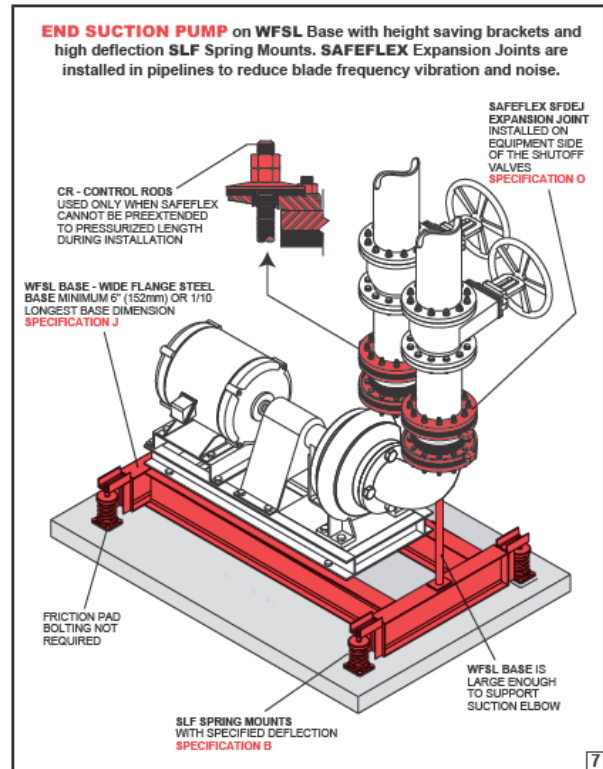
The illustration shows a steel base with SLF mounts

Centrifugal Pumps

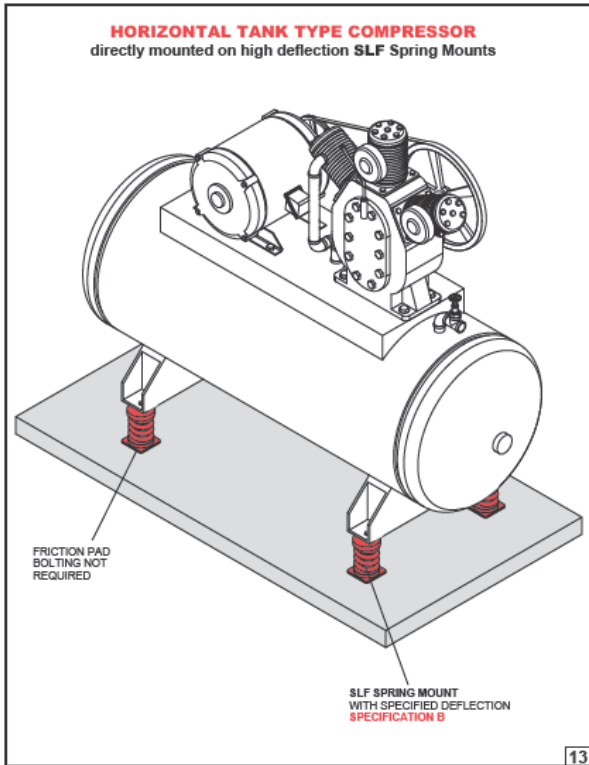
Spring mounts are excellent for all pump isolation problems. Bases should be made large enough to support the suction and discharge elbows if possible.

Bases must be rigid to maintain shaft alignment. The illustration show concretes a steel base with high deflection SLF mounts.

Height saving brackets makes it easy to lift the equipment off the floor.



Introduction into Spring Mounts

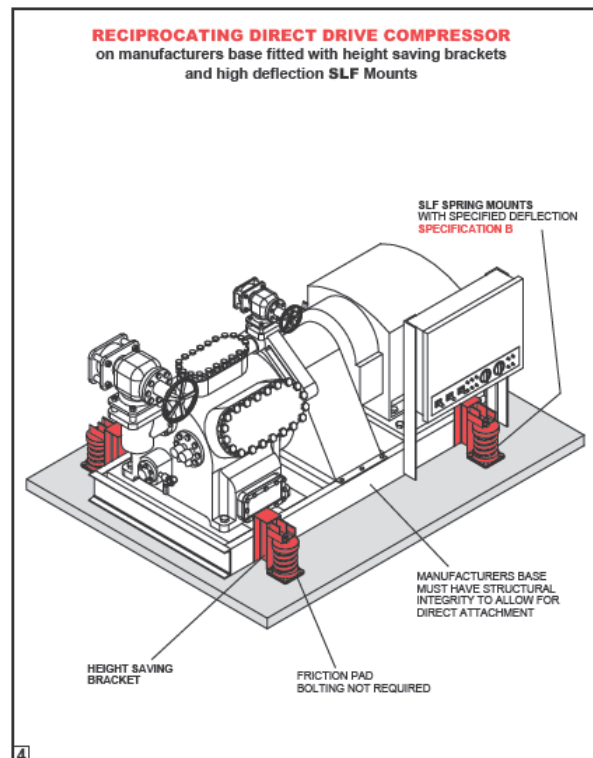


Compressors

Spring mounts are particularly suitable for reciprocating compressors, with higher deflection springs necessary for slower speed compressors.

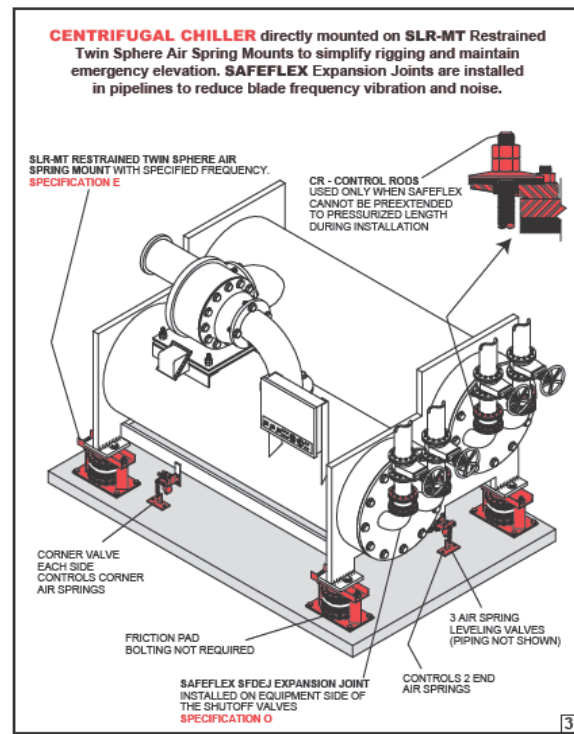
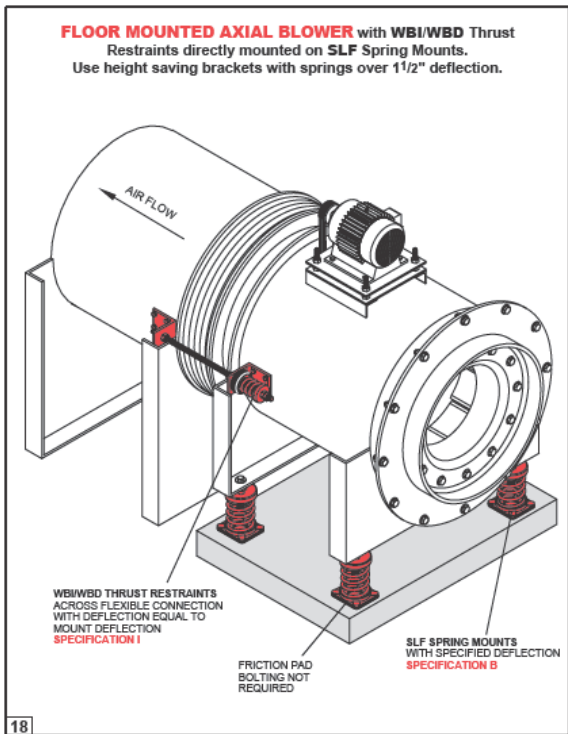
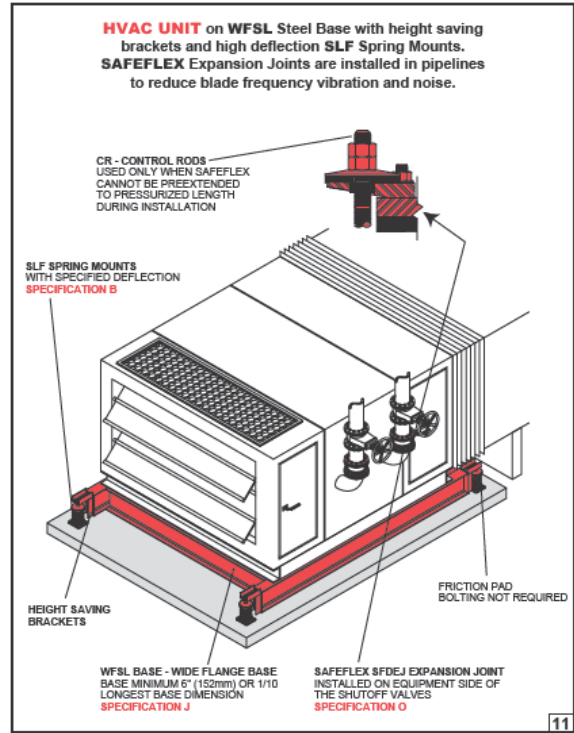
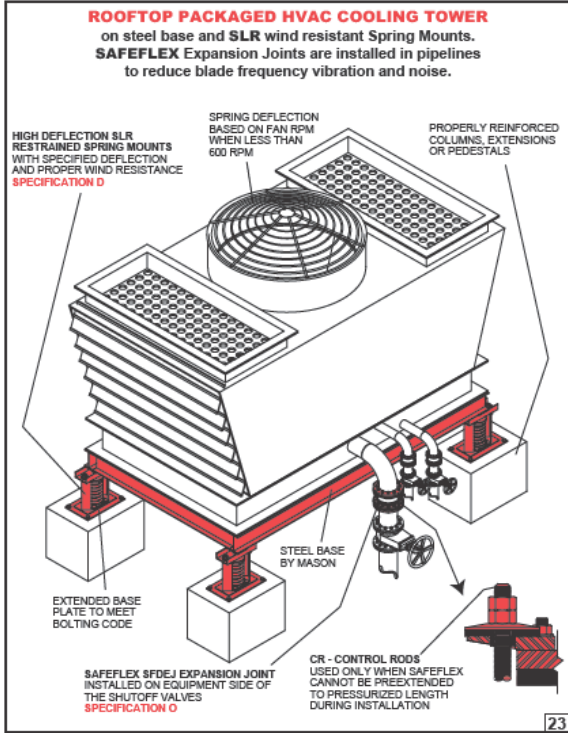
Mounts must be properly selected to ensure they compensate for uneven weight distribution at the compressor end and motor end and provide equal or nearly equal deflection.

In the illustrations the belt driven compressor above stands on SLF type mounts and the small direct coupled unit on the right on SLF mounts with height saving brackets.



Introduction into Spring Mounts

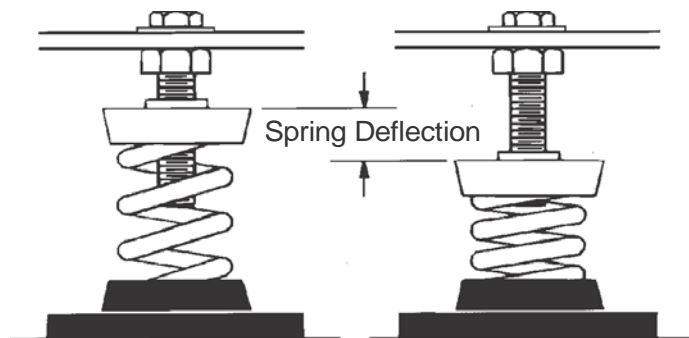
Other Applications



Introduction into Spring Mounts

Adjustment Bolts

Mason spring mount (except for Type SL) are equipped with *Height Adjustment Bolts*. The amount that the spring is compressed by the load it has to support can be compensated by unscrewing the adjustment bolt by the same amount, so that the Free Height (before loading) and Operating Height (after loading) are the same.

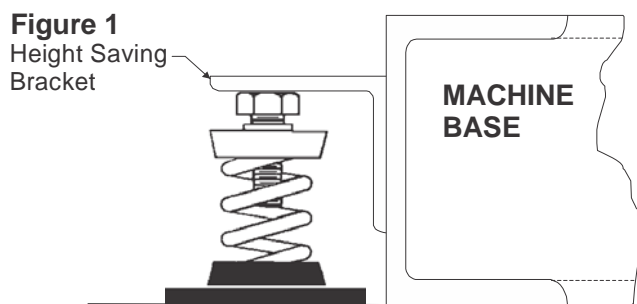


Height Saving Brackets



Height Saving Brackets are an accessory that can be added to equipment bases so that spring mountings can be used not only to isolate vibration from the floor but also to jack the equipment base off the floor to the required elevation, and then level it.


Figure 1 shows a base with a height saving bracket welded or bolted on. The underside of the bracket is located at the elevation of the spring mounting's "free height".



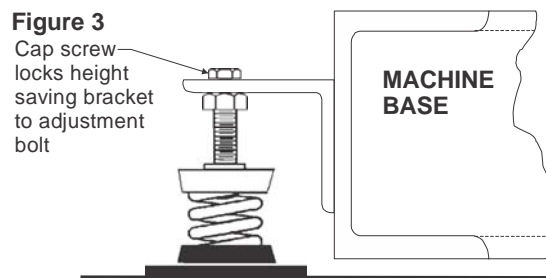
Introduction into Spring Mounts

Height Saving Brackets / continued ...

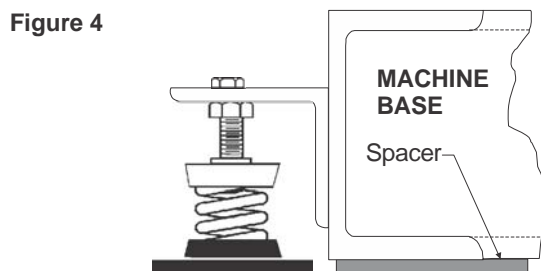
When the adjustment bolt is turned anticlockwise, and comes up against the height saving bracket, it starts to compress the spring, as in Figure 2.



When the spring is compressed by the amount necessary to accept the load it will not compress any further. Any additional turning of the adjustment bolt will lift the base off the floor as in Figure 3. The procedure is to work around the equipment from mounting to mounting (4 or 6 or however many), adjusting each a little at a time, until they are all taking their load. A further couple of turns of each bolt will then raise the equipment to the required elevation. A final adjustment will ensure the base is dead level.



If in the above process the base has been lifted say 10 mm above the floor that does mean that the base is that much higher than at its starting elevation, when it was resting on the floor. That might spoil the alignment of a fan's flexible duct or a pump's pipe connections if they were already installed when the base was elevated. An alternative procedure is to place spacers under the base (say 10mm thick) to lift it to its final elevation, as in Figure 4. In that case the height saving bracket must be attached to the base 10 mm lower. Then follow the same procedure as before. When the springs are sufficiently compressed to accept the load it requires only another quarter turn of the adjustment bolt for the spacers to come free. The base is then "floating" at its original elevation.



Type SLF Spring Mounts



SLF

Type SLF spring mounts are single and open spring mounts for rated loads from 20 kg up to 950 kg with a maximum of 25mm deflection and our standard for all high efficiency installations. This is a bare spring design with a good ratio between the diameter and the working height to ensure lateral stability.

These mounts shall be free standing and laterally stable without any housing and complete with an acoustical rubber cup between the base plate and the support.

All of the springs are designed so as not to exceed the elastic limit when the coils are closed up and the springs are compressed solid. This prevents damage when the springs are overloaded and assures a return to the spring's free height.

These mounts have leveling bolts that must be rigidly bolted to the equipment. The ratio of the spring diameter divided by the compressed spring height shall be no less than 80%. Springs shall have a minimum additional travel to solid equal to 50% of the rated deflection.

The Type SLF spring mounts were originally designed by Mason Industries, Inc and now also manufactured locally by ACTOM Mechanical Equipment.



Markets

- Air conditioning
- Industrial

Applications

- Blowers
- HVAC units
- Pumps
- Compressors
- Large transformers
- Chillers
- Fans



SLFH

SLF mounts of the proper deflection are recommended for all vibration control applications where it is not necessary to cope with weight removal or seismic and wind problems.

The *Type SLFH spring mounts* are identical to the style SLF except for having holes in the base to allow for bolting to the structure. It is strongly recommended that you use the type SLF unless the SLFH must be used because of elevated installations on steel beams, etc.