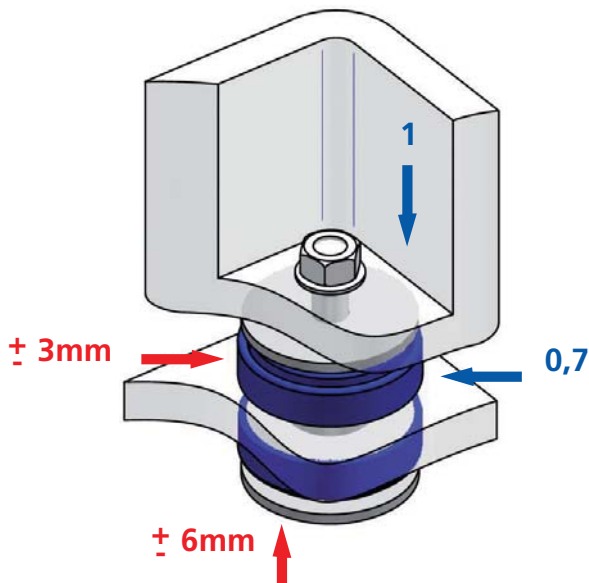




Blue colour: Stiffness ratios per axe
Red colour: Maximum elastical course per axe



CB

DESCRIPTION

The **AMC-MECANOCAUCHO®** type CB mounts are installed in pairs. Installation is simplified as both mounts fixed with one through bolt and a washers at each end.

The mount is provided with a built in wear plate that prevents the elastomeric element from coming in contact with sharp edges of support frames or structures that may cause friction in traditionally used semi bonded mounts. Therefore with these mounts there is no need to machine radii or chamfer holes.

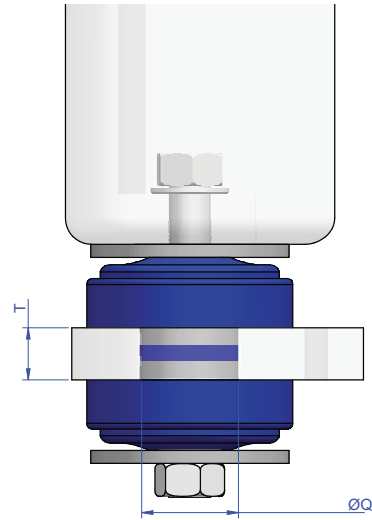
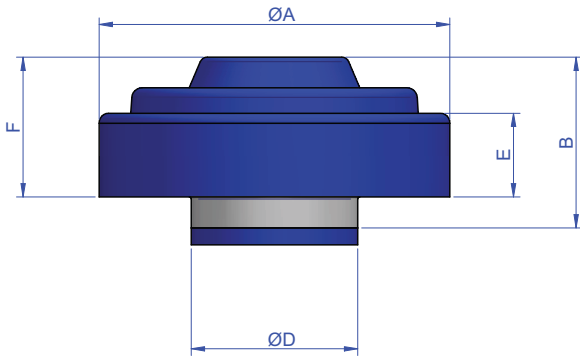
The specific design of the mounts permits high dynamic loads whilst limiting the movement due to the multiple axial snubbing design.

TECHNICAL CHARACTERISTICS

- The AMC-MECANOCAUCHO® Type CB is radially 30% softer than axially. This feature is specially interesting for those machines or equipments where radial axis vibration isolation is important.
- The mount is provided with a built in snubbing system that allows the following elastical courses:
 - Vertical: +/- 6 mm
 - Horizontal: +/- 3mm
- The mount can be supplied in two different sizes and in different hardness compounds to accommodate applications from 30 to 550 Kg per mount.
- Metal parts are embedded in rubber in order to prevent corrosion.

APPLICATIONS:

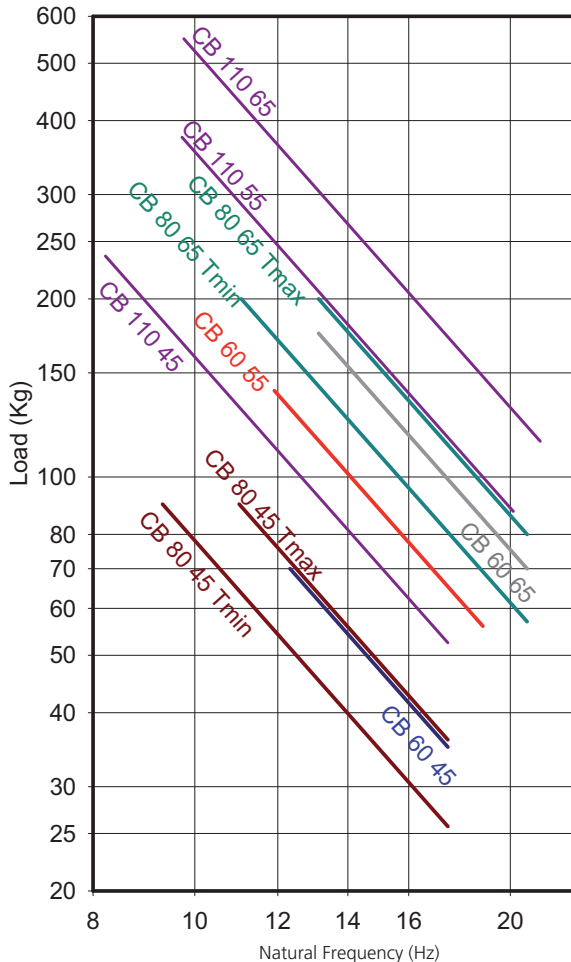
- Agricultural or construction equipment cabins, engines, radiators, transmission ,battery boxes.
- Marine equipment
- Mobile Generators or compressors.
- Chassis frames for Military, Bus, Truck, Motorhome and Emergency vehicles.



TYPE	A	B	C	D	E	F	T Max.	T Min.	ø	AMC	CODE 45 Sh	CODE 55 Sh	CODE 65 Sh	WEIGHT(gr)	WASHER	CODE
CB 60	66	34,5	16,5	39,5	16	28	20	20	40	Ref	156011	156013	156014	140	CB60	606130
										Max Load (Kg.)	70	120	170			
CB 80	80	37	16,5	38,2	18,5	32,5	20	15	38	Ref	156001	156002	156003	242	CB80	608074
										Max Load (Kg.)	90	140	200			
CB 110	109	47	22,5	56,5	27,5	40	25	25	57	Ref	156021	156022	156023	630	CB110	610032
										Max Load (Kg.)	235	375	550			

DYNAMIC CB

AMC NATURAL FREQUENCIES MECANOCAUCHO® DYNAMIC TYPE CB



CB DEFLECTION

AMC LOAD DEFLECTION GRAPHS MECANOCAUCHO® TYPE CB

